








## Alumni Registration for 2026 ILC

### Steps to Register as an Alumni Member

*\*Alumni members are individuals who are no longer 12th-grade high school members and are not affiliated members in the Postsecondary/Collegiate Division.*

1.  Click on “Alumni Registration” and  log in to your Alumni Account
2.  Select “**2026 ILC Conference**” and  agree to the instructions
3. Agree to affiliate with **National HOSA**
4. Select **Alumni** (top left corner)
5. **ILC conference Fee is \$0.00**,  complete all required fields
  - (Gender is required)
6.  If registering for ATC tests: first test is included; each additional test is **\$20.00**
7.  Click “**Next – Payment**”
8. If your balance is \$0.00, click “**Submit Payment**” — this acts as your final submission
9. If you choose more than one ATC test you will owe \$20.00 per test and you can enter your credit card to pay, you will also need to fill in your address fields above too.

---

#### **Quick Reminder**

You must click “**Submit Payment**” to complete registration, even if your total is **\$0.00**.

[Click here to see a YouTube](#) walking through the process.